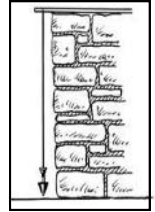


# Friends of the 1803 House Spring 2014 Newsletter



## 1803 HOUSE OF EMMAUS, PENNSYLVANIA - CORNERSTONE

One of my favorite things to do as a tour guide at the 1803 House is describe to young visitors how to build the 1803 House. I explain they have to locate the four corners of the house using a plumb line. At each of the corners of the house, carefully dressed cubicle field stones are placed in perfect alignment with the plumb line. A series of cornerstones are placed one on top of the other in an interlocking pattern to establish the volume of the 1803 House.



Cornerstones are a monumental element of a structure. In ancient times, a sacrifice was placed under the cornerstone before it was installed. The cornerstone served as a marker and symbolically indicated the spirit of the sacrifice actually supporting the structure. The sacrifice was chosen by the shadow element cast on the stone corner. In our age, the sacrifice is represented by a symbolic laying of hands on the stone by a prominent public figure in the community. Sometimes sealed containers containing special memorabilia are encapsulated (sacrificed) at the stone corner.

The way the 1803 House is constructed provides a great deal of symbolism regarding its importance in the community. It stands with the other historic structures, which serve as the cornerstone of history of colonial Emmaus. We are fortunate they are being preserved. With the preservation of the 1803 House, the preservation of colonial Moravian History is in full view. Thanks to the Rodale family and the Borough of Emmaus, we are able to tell the Emmaus colonial story.

Between these cornerstones are numerous fieldstones of random shape harvested from the neighboring hills. These stones are symbolic of the Emmaus community at large. They are placed in a more complex pattern and tie the whole volume together. Every stone has its place. This is like the young people who visit our colonial house finding their place in the community.

At a Memory Day Celebration, Ardath Rodale made the following observation concerning the 1803 House of Emmaus, Pennsylvania: "...enjoy the present while we celebrate the past."



Richard Farmer teaches a Seven Generations class about the 1803 House plumb lines and cornerstones.

Respectfully,


*Richard Farmer*

Richard T. Farmer  
President

Become a member of  
"The Friends of the 1803 House."

Help us to preserve a part  
of Emmaus history.

Join Today!



Application on  
page 11

Website: [www.1803house.org](http://www.1803house.org)

### INSIDE THIS ISSUE...

Cornerstones  
Sawyer Long—Brick walk  
Sadie's 1803 Gingerbread House  
Seven Generation's Activities  
Events and Ways to help  
Mystery Item  
A Very Merrie Halloween  
Colonial Herb Usage  
Board Members  
Be a Friend of the 1803 House

# SAWYER LONG ATTAINS THE RANK OF EAGLE SCOUT

The Friends of the 1803 House had the wonderful experience of recently working with Life Scout Sawyer Long of Emmaus, Pennsylvania to complete a community project to attain the rank of Eagle Scout, the highest rank in Boy Scouts.

On April 6, 2014, Long received his Boy Scouts of America Eagle Scout Rank. Congratulations!

On his path to the rank of Eagle Scout, Long had to select a community project that would exhibit his planning, organizational and leadership skills. Long approached the Friends of the 1803 House in 2013 to complete a community service project to satisfy one of the requirements for the Eagle Scout rank. The 1803 House indicated constructing a permanent brick, handicapped-accessible path was needed to replace a temporary non-accessible mulched path to the kitchen/entry room of the 1803 House.

A motion was made by the Board of the Friends of the 1803 House to permit Long to complete this project. The main requirement of the project was to construct a brick path according to the plans and details prepared by the 1803 House architectural committee. Particular brick specifications were also provided. The path was to be installed according to the requirements of the National Masonry Manufacturers Association.

Before Long could commence this work, he had to present a written proposal and extensive documentation for approval by his Troop committee and the local Boy Scout Council. The final step for Long was to construct the project. Long had to appeal for donations of materials, equipment, personnel and volunteers from the community. With the expertise of his coaches and volunteers, Long supervised the installation of a permanent curvilinear brick path according to the proposed drawings and specifications. As a result, Long fulfilled the final requirement for the highest honor in Boy Scouts - Eagle Scout.

The 1803 House is grateful Long chose the 1803 House of Emmaus, Pennsylvania to develop a community project. The path is a lasting legacy and very significant additional element in the landscape at the 1803 House.

The Friends of the 1803 wish Long all the best in future endeavors and salute him for following through in this service to the community.

*By Richard Farmer*

## THANK YOU SAWYER LONG!



Above photo courtesy of The East Penn Press. The Friends of the 1803 House Board President Richard Farmer honors Sawyer Long.



Photos represent the progression of Long's project and the family and friends who helped.



## THE MAKING OF A GINGERBREAD HOUSE

Sadie Kennedy with her creation of the 1803 Gingerbread House.

Back in October, I saw an advertisement for a gingerbread house contest at the Bethlehem Steel Stacks and asked my daughters if they would be interested in entering with me. Sadie seemed enthusiastic. Clara was skeptical we would ever do it ... something to the tune of "you'll probably never do it." Of course, that response lit a fire under Sadie and me.

One of the contest categories was to create an "Authentic Reproduction of a Significant Building in the Lehigh Valley" so we started racking our brains. Sadie said we should make the 1803 house, right next to her school. She is familiar with the building and thought it was natural to select it. A few days later, we went over to the building and took many pictures from different angles.

We used the pictures to create measurements then to create a cardboard model. It took some time to get the ratios right and to figure out just how big everything should be.

When the cardboard model was done, we made the dough and used the model to cut out the shapes. Then we frosted the insides of the gingerbread so it would be lighter when people looked through the windows.

The next step was to make fondant to look like stones. We made several batches of slightly different colored stone fondant (using a variety of secret ingredients) to get the perfect stone color. We thought that having several different shades of stone would make the house look more realistic.

We can't overemphasize the amount of time it took to shape and lay each stone. We plunked and plunked and plunked (and adjusted and adjusted and adjusted). Sadie learned the meaning of "tedious" that week. We also had to add brick accents and details to the roof, laying each row and cutting each shingle.

The most nerve-wracking step for me was trying to put the walls together. Everything fell apart a few times and a few walls cracked until I got it right. Cans and sweet potatoes came to our rescue.

By the time we were adding the last details, it was an obsession to finish it well - we had already put so much work into it we just needed to get it right. Sadie was home with the flu the day of the deadline but rallied enough to make a snowman and little presents to go under the tree inside the building.

All in all, Sadie did about one fourth to one third of the work, a significant number of hours for a 9 year old. We were both relieved to finish our goal and to know the 1803 House board would like to have it at its Christmas events. I was especially happy to wipe down my kitchen after a week or so of powdered sugar accumulation.


*By Sadie's mom...Courtney Call Kennedy, PE*



1



2



3



4



5



6



7

Sadie working on the different stages of the 1803 Gingerbread House.



## WHAT HAVE THE FIFTH GRADERS FROM SEVEN GENERATIONS CHARTER SCHOOL BEEN UP TO AT THE 1803 HOUSE?

The 1803 House has provided many authentic learning experiences for the fifth graders at Seven Generations Charter School. The 1803 House's Janice Stavrou and Richard Farmer have worked with fifth grade teachers, Alison Saeger Panik and Brook Graves, to develop hands-on learning experiences to coordinate with their Seven Generations Ago unit. In this unit students investigate what was happening in the settlement of Emmaus "seven generations ago," especially focusing on interdependence and why and how colonial communities were founded and grew.

Seven Gen students learned about the history of the 1803 House and Jacob Ehrenhardt's contribution of land and leadership for the village of Emmaus. The house served as a model of colonial era architecture and a place to investigate the materials, textiles and tools of the times. Students learned about weaving and observed an antique loom. They participated in colonial cooking and made their own stew, biscuits and butter over the fire in the fireplace in the 1803 House kitchen. And the students also dipped candles in a kettle over a fire in the front yard as part of a colonial candle-making workshop. These experiences were connected with classroom learning, historical fiction reading and writing, and a colonial settlement they built and "lived in" themselves in the classroom.

The fun and learning continue. Colonial herbs, soap-making and basket-weaving are on deck for the spring.



By Alison Saeger Panik



5th Grade activities at the 1803 House



## THE 1803 HOUSE IS NOT JUST ABOUT HISTORY...



Students in the 6<sup>th</sup>, 7<sup>th</sup>, and 8<sup>th</sup> grade at Seven Generations Charter School are linking history to science, specifically astronomy.

The students have formed an astronomy club with the help of 1803 House education committee member Judy Parker and have researched local astronomy and astronomers from the early 1800s. They studied the science behind telescopes and built their own telescopes from Galileo scope kits purchased with funding from the American Association of Physics Teachers Bauder Endowment. The scopes were similar to those used by Galileo in 1609 and into the early 1800s.

The students and parents toured the 1803 House to investigate what types of materials and commonly used objects might have been available to build a telescope in 1803. They identified several kitchen tools and the tube of the punched tin lantern as being useful for astronomy.

*By Judith Parker*

## SEVEN GENERATIONS' PROJECTS AT THE 1803 HOUSE



Archaeological Dig



Constructing an Herb Garden



# 2014 CALENDAR OF EVENTS FOR THE 1803 HOUSE

## Emmaus Farmers Market



Stop by the 1803 House tent for refreshments and good conversation on the 1st Sunday of each month during the months of May through November from 10:00 a.m.-2:00 p.m.

## New Events At the 1803 House

Look on our website, [1803House.org](http://1803House.org), for new and exciting events this Spring and Fall...



Sponsored by:  
"The Friends of the 1803 House"



## Emmaus Community Day



Look for the 1803 House tent at the Emmaus Community Park  
June 22, 2014  
from 10:00 a.m.-5:00 p.m.

## Sebastian Knauss' 300th Birthday Bash

Join us at the 1803 House for a tour of the house and property on August 23, 2014 from Noon-4:00 p.m.



## A Very Merrie Halloween

HALLOWEEN CRAFT SHOW AND FALL FESTIVAL

Please join us at the 1803 House for fun and activities for all...

**SATURDAY, OCTOBER 4, 2014**

10:00 a.m. to 3:00 p.m. (rain or shine)

## "Old Fashioned Christmas" at the 1803 House

Come and enjoy the activities, tours, our annual wreath sale and the festive decorations of the holiday season.

When:  
Saturday  
December 6, 2014



Time:  
Noon-4 pm

## Bon-Ton Community Days

When: Fall

Purchase coupon booklets for \$5 which has many great deals including \$10 off, and a 25% and 35% discount. The 1803 House receives the entire \$5 as profit.

## Become a member of "The Friends of the 1803 House"

Help us to preserve a part of Emmaus history.

Email: [Friends@1803House.org](mailto:Friends@1803House.org)


Phone: 610-965-0152

Website: [www.1803house.org](http://www.1803house.org)




Application on page 11





## CURRENT WISH LIST FROM THE ANGEL CAMPAIGN

Postage Stamps  
Gift cards from Staples  
[for printing costs]



Visit our Website  
[www.1803House.org](http://www.1803House.org)

or

Send us an email  
[Friends@1803House.com](mailto:Friends@1803House.com)

### MYSTERY ITEM:

What is this?

[See page 10 for the answer]



## 2014 Annual Appeal Campaign "Friends of the 1803 House"

Look for our Annual Appeal:  
Our mission is to help preserve and maintain the 1803 House, as a museum for the community of Emmaus...



Website: [www.1803house.org](http://www.1803house.org)

Email: [Friends@1803House.org](mailto:Friends@1803House.org)

## Volunteers Needed...

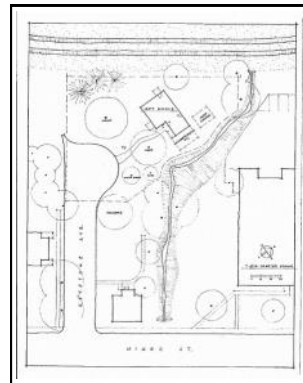
[Help...clean, paint, repair, groundskeeping and restoration]

*Housecleaning dates for 2014: September 20th & September 27th*

Contact The Friends of the 1803 House and they will put you to work.

Email: [Friends@1803House.org](mailto:Friends@1803House.org)

Phone: 610-965-0152



## Education Programs Available

call 610-965-0152 or Email: [Friends@1803House.org](mailto:Friends@1803House.org)



Nominal Fee Required

# A Very Merrie Halloween

HALLOWEEN CRAFT SHOW AND FALL FESTIVAL

**SATURDAY, OCTOBER 4, 2014**  
**10:00 a.m. to 3:00 p.m. (rain or shine)**



## SAVE THE DATE...

A Very Merrie Halloween, our major fundraiser, is scheduled for Saturday, October 4, 2014 on the 1803 House grounds.

This is a FREE, family-oriented Halloween craft show and fall festival, featuring juried fall and Halloween crafts, a baking contest and locally grown produce for sale.

Children will enjoy an abundance of activities (ALL FREE), such as pumpkin decorating, storytelling by local artist and author Andi Metz, live alpacas, the Wildlands Conservancy presentation of "Scary Wild Creatures," and a costumed Halloween parade.

Returning from last year are Smokin' Smitty's Catering from Emmaus who will provide pulled pork platters and hot dogs, Sweet Granny's Kettle Korn and Sweet Memories desserts and confections. Homemade apple dumplings will also be available. The historic 1803 House will be open for tours, and display of haunted gingerbread houses.

New for this year is a "silent auction" where unique handmade crafts/art from very talented crafters will be showcased. It's not too early to start your Christmas shopping!

*By Laura Fetzer*



Crafters, harvest tent, and kids activities at "A Very Merrie Halloween."

[All proceeds benefit the preservation and maintenance of the 1803 House]



## COLONIAL HERB USAGE



Almost every home in early 19<sup>th</sup> century Emmaus had an herb garden. Herbs were used in culinary, medicinal and everyday household applications.

Peppermint tea was used to calm an upset stomach and relieve headaches. Sage was valued for its antiseptic properties. It was utilized to cleanse wounds and treat sore throats and colds.

The white sap from dandelions was applied to skin to remove warts. Feverfew was employed to reduce fevers. Troubled sleep was treated with chamomile and valerian. Lambs ear was valued for its styptic properties. It was applied to a wound to stop bleeding and promote healing.

Colonists made use of pennyroyal, lavender, tansy and lemon balm to repel insects. Rosemary and chamomile were applied to hair as brightening rinses (rosemary for dark hair, chamomile for light hair).

---

### **Lavender Scones:**

2 cups flour	½ cup walnuts, chopped
½ cup rolled oats	1½ tablespoons lavender flowers, fresh
1 tablespoon baking powder	1 egg, beaten
½ teaspoon baking soda	1/3 cup honey
½ teaspoon salt	½ cup buttermilk
¼ cup butter	1 teaspoon vanilla

Preheat oven to 400 degrees. In a large bowl, combine flour, oats, baking powder, baking soda and salt. Cut in butter until the mixture resembles coarse crumbs. Add walnuts and lavender, mixing until combined.

Make a well in the center of the flour mixture. Add the egg, honey, buttermilk and vanilla. Stir to combine, mixing to form a soft dough. With floured hands, pat the dough into a round about 1 inch thick and cut into smaller rounds using a large cookie cutter.

Place scones on a non-stick cookie sheet and bake for 12 to 15 minutes, or until lightly browned. Remove from heat and serve warm or let cool before serving.

### **Herbal Tea:**

If you are using fresh herbs remember to bruise the herbs slightly and use twice as much fresh herbs as dried herbs. For dried herbs add 1 teaspoon per cup of tea and add 1 teaspoon for the pot. Bring water to just UNDER a boil. Add water and herbs to the teapot and steep as desired.



*By Janice Stavrou*



**“The Friends of the 1803 House”  
Board Members - 2014**

President: Dick Farmer  
 Vice President: Judy Parker  
 Treasurer: Deb Stevens  
 Secretary: Lucy McLeod

Joie Jackson-Wenner  
 Alison Saeger Panik  
 Marian Schneck  
 Caroline Smith  
 Joan Snyder  
 Janice Stavrou  
 Mason Trinkle  
 Lori Yackanicz

Dee Bauernschmidt  
 Al Bauernschmidt  
 Maxine Benedick  
 Lis Cassler  
 Jill Cramer  
 Rachel Cubellis  
 Laura Fetzer  
 Andrea Grim  
 Alison Hudak

Honorary Life Directors:  
 Corinne Machmer  
 Alan Hawman  
 Susan Smith



**1803 House receives 3M Volunteer Match Program Funds**

For the eighth consecutive year, 3M Company has donated \$250 to the 1803 House as part of 3M’s Volunteer Match Program.

Through the program, 3M donates funds to organizations where 3M employees or retirees volunteer at least 25 hours in a calendar year. As a 3M retiree, Judy Parker, 1803 House Board Vice President, applies for the funds each year, Laura Fetzer, Board Member, validates Judy’s volunteer work on the 3M Company website.

3M has donated over \$5 million in the names of over 23,000 volunteers to 3,000 organizations in 50 states. One of these is the 1803 House.


*By Judy Parker*



**Answer to Mystery item:  
Shutter Brace Decoration**



## 1803 House Tours



Given by "The Friends of the 1803 House"

call 610-965-0152

*The 1803 House is listed in  
the National Register of  
Historic Places...*



55 South Keystone Avenue, Emmaus, PA 18049; [www.1803house.org](http://www.1803house.org)

## Join Today...Become a Friend of the 1803 House...

The Friends of the 1803 House, a nonprofit organization, needs your membership support to achieve its mission of preserving and maintaining the house as a museum for the community. By joining the society, you can help preserve the past while ensuring the next generations of Americans will learn from the lessons of our history.

*Please fill out the form below to join  
or  
go to our website at [www.1803house.org](http://www.1803house.org) for membership forms .*

## Be a Friend - Membership

Join the Friends of the 1803 House. Help restore and preserve this unique part of history in Emmaus.

Name: \_\_\_\_\_

Address: \_\_\_\_\_  
\_\_\_\_\_

E-Mail: \_\_\_\_\_

Phone: \_\_\_\_\_

- Student Membership \$5
- Individual Membership \$15
- Family Membership \$25
- Friend Membership \$50
- Cornerstone Membership \$100
- Higher Levels Available \$\_\_\_\_\_

Method of Payment:

\_\_\_\_\_ Check  
\_\_\_\_\_ Cash



Mail this form with your  
tax-deductible contribution to:  
**THE FRIENDS OF THE 1803 HOUSE**  
P.O. Box 7  
55 South Keystone Avenue  
Emmaus, PA 18049



Help us to preserve a part of  
Emmaus history.

Join today...**Be a Friend!**

Application on page 11

---

### Friends of the 1803 House

55 South Keystone Avenue

P.O. Box 7

Emmaus, PA 18049

610-965-0152

Website: [www.1803house.org](http://www.1803house.org)

Email: [Friends@1803House.com](mailto:Friends@1803House.com)